

Signify Classified - Internal
Cooper Lighting Solutions Photometric Lab
1121 Highway 74 South
Peachtree City, GA 30269



Scaled data based on original data using
LM-79-08 Approved Method: Electrical and Photometric Measurements of Solid-
State Lighting Products

Test Report Prepared for
Cooper Lighting Solutions
(formerly Eaton)

Brand: INVUE

Report Number: P870642

Luminaire Tested: **EMM2-HTN-SA1A-840-U-T2R**

Issue Date: 09/05/2024



Test Information

Test Method: LM-79-08
Report Number: P870642
Test Lab: INNOVATION CENTER(G3)
Issue Date: 09/05/2024
Manufacturer: COOPER LIGHTING SOLUTIONS (FORMERLY EATON)
Product Line: INVUE
Catalog Number: EMM2-HTN-SA1A-840-U-T2R
Description: EPIC MODERN TALL HOUSING DISCRETE LED ARRAYS 40W 80CRI 4000K
FITXURE w/ TYPE II ROADWAY DISTRIBUTION OPTIC
Light Source: (10) 4000K CCT, 80 CRI LEDS
Ballast/Driver: ELECTRONIC DRIVER

Summary

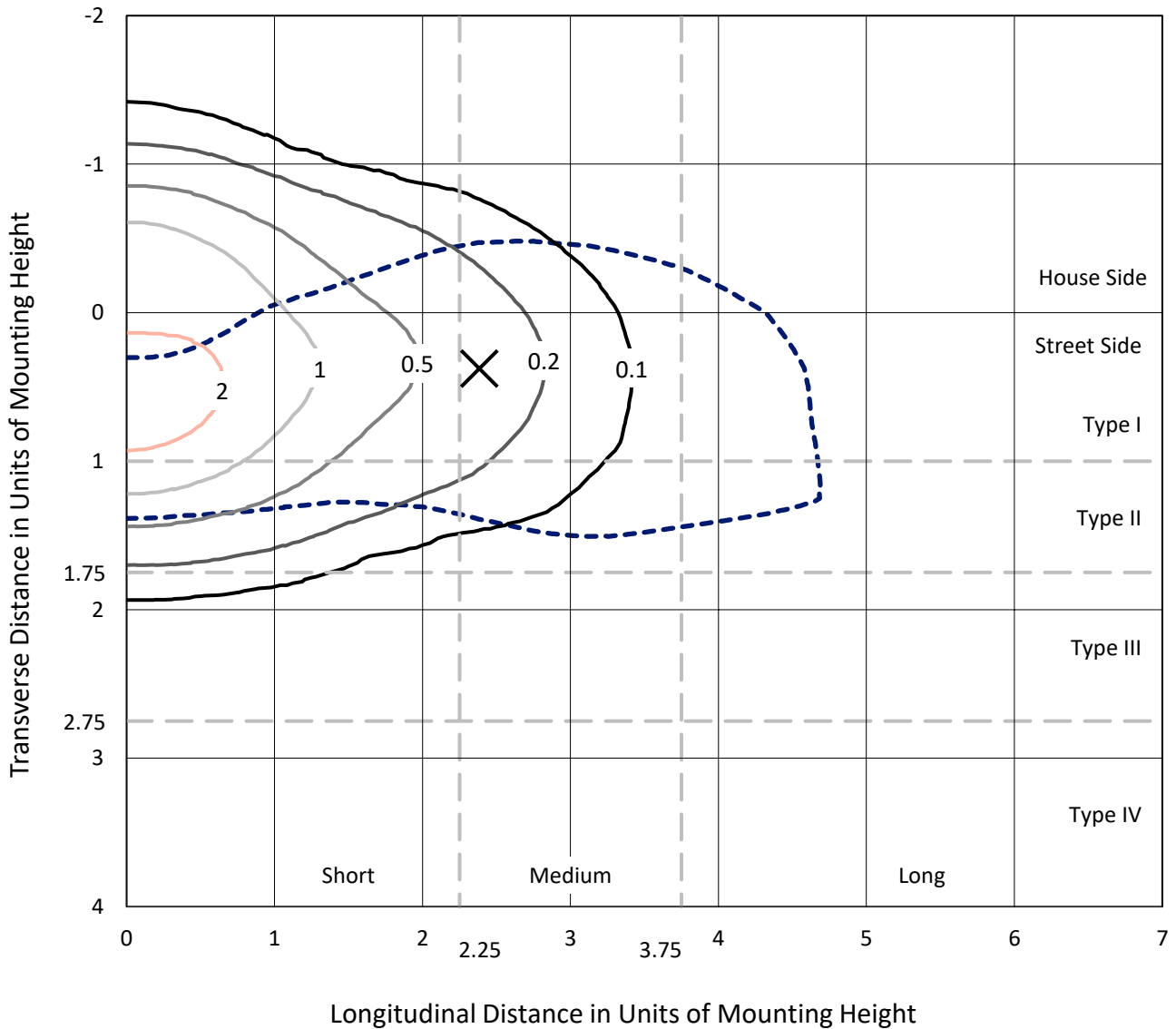
Lumens per Lamp: N/A
Luminaire Lumens: 4730.8 lumens
Efficiency: N/A
Efficacy: 144.2 lumens/watt
Luminous Opening: Rectangular (W 0.33' x L: 0.33' x H: 0')
IES Classification: Type II - Medium
BUG Rating: B1 - U0 - G1

Input Watts (W): 32.8
Input Voltage (V): 120
Input Current (A_{in}): NR
Voltage Rise (V): NR
Power Factor: 0.99
Total Harmonic Distortion (THDi): 9.76%
Frequency (hertz): 60
Stabilization Time: NR
Operation Time: NR
Ambient Temperature (°C): NR
Test Distance: 24 FT

REPORT NUMBER: P870642
 CATALOG NUMBER: EMM2-HTN-SA1A-840-U-T2R

Iso-Footcandle Lines of Horizontal Illumination

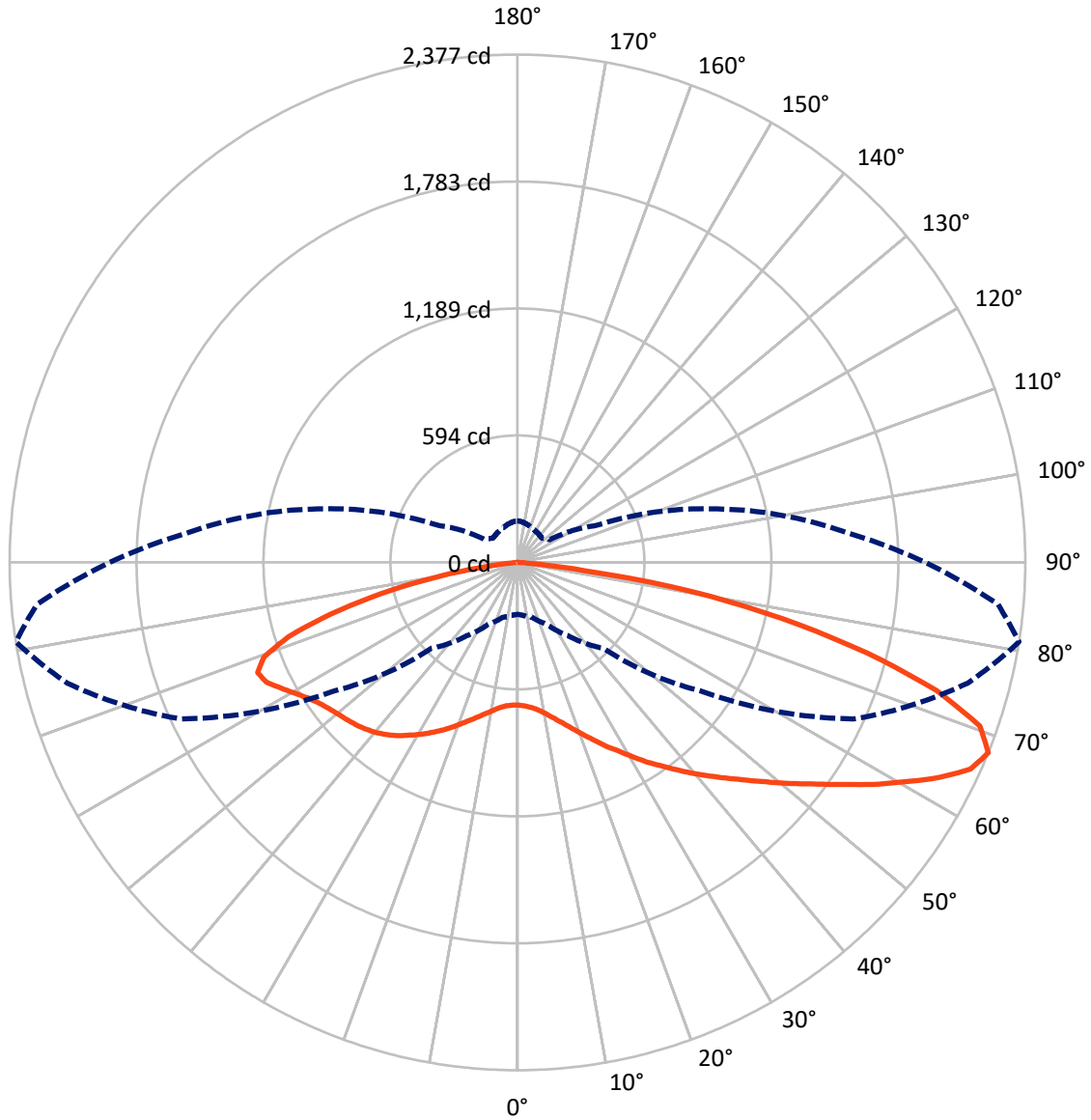
× Max cd
 - - - 1/2 Max cd



Based on 20 foot mounting height. Maximum calculated value = 3 fc
 Type II - Medium - N/A

REPORT NUMBER: P870642
CATALOG NUMBER: EMM2-HTN-SA1A-840-U-T2R

Luminous Intensity Polar Plot



— Vertical Plane Through 81-Deg Lateral - - - Horizontal Cone Through 67.5-Deg Vertical

REPORT NUMBER: P870642
 CATALOG NUMBER: EMM2-HTN-SA1A-840-U-T2R

FLUX DISTRIBUTION:

		Downward	Upward	Total
House Side	Lumens	1449.6	0.0	1449.6
	% Fixture	30.6	0.0	30.6
Street Side	Lumens	3281.2	0.0	3281.2
	% Fixture	69.4	0.0	69.4
Total	Lumens	4730.8	0.0	4730.8
	% Fixture	100.0	0.0	100.0

Coefficient of Utilization

ZONAL LUMENS:

Zone	Lumens	% Fixture
0°-10°	68.1	1.4
10°-20°	241.8	5.1
20°-30°	481.5	10.2
30°-40°	756.5	16.0
40°-50°	938.2	19.8
50°-60°	917.2	19.4
60°-70°	771.3	16.3
70°-80°	490.1	10.4
80°-90°	66.1	1.4
90°-100°	0.0	0.0
100°-110°	0.0	0.0
110°-120°	0.0	0.0
120°-130°	0.0	0.0
130°-140°	0.0	0.0
140°-150°	0.0	0.0
150°-160°	0.0	0.0
160°-170°	0.0	0.0
170°-180°	0.0	0.0
0°-90°	4730.8	100.0
0°-180°	4730.8	100.0

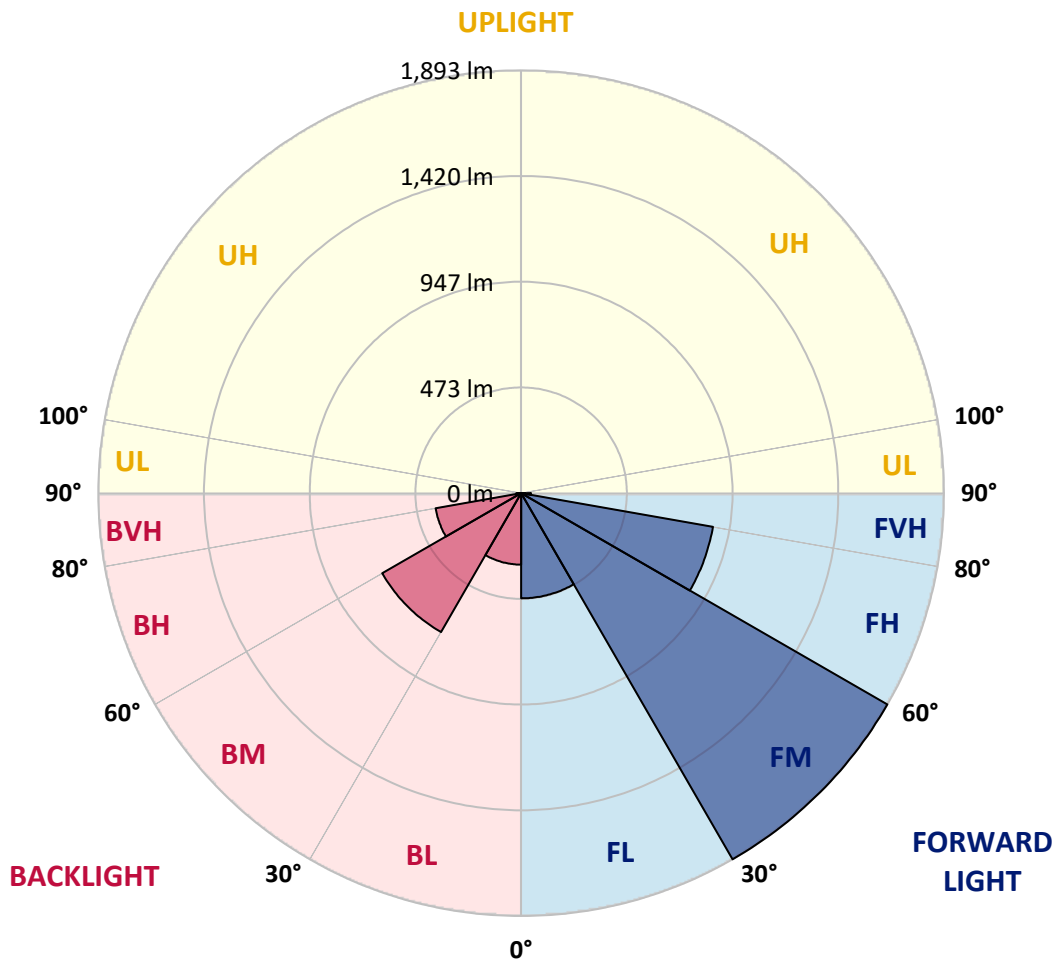


REPORT NUMBER: P870642
 CATALOG NUMBER: EMM2-HTN-SA1A-840-U-T2R

LUMINAIRE CLASSIFICATION SYSTEM LUMEN TABLE AND BUG RATING:

Zone	Lumens	% Fixture	Zone Rating/Lumen Limit		
			B	U	G
FL (0°-30°)	471.2	10.0			
FM (30°-60°)	1893.4	40.0			
FH (60°-80°)	872.2	18.4			G1/1800
FVH (80°-90°)	44.3	0.9			G1/100
BL (0°-30°)	320.2	6.8	B1/500		
BM (30°-60°)	718.5	15.2	B1/1000		
BH (60°-80°)	389.1	8.2	B1/500		G1/500
BVH (80°-90°)	21.8	0.5			G1/100
UL (90°-100°)	0.0	0.0		U0/0	
UH (100°-180°)	0.0	0.0		U0/0	

BUG Rating: B1-U0-G1
 Type II Medium





REPORT NUMBER: P870642

CATALOG NUMBER: EMM2-HTN-SA1A-840-U-T2R

CANDELA DISTRIBUTION (FULL):

	0°	5°	15°	25°	35°	45°	55°	65°	75°	81°	85°
0°	667.9	667.9	667.9	667.9	667.9	667.9	667.9	667.9	667.9	667.9	667.9
2.5°	691.4	690.4	690.4	682.9	682.9	681.0	682.0	676.4	673.5	672.6	671.7
5°	741.1	741.1	735.4	730.8	721.4	712.9	705.4	694.2	685.7	682.0	679.2
7.5°	816.1	810.5	808.6	794.5	774.8	758.0	743.0	718.6	702.6	697.0	693.2
10°	908.1	900.6	886.5	870.5	845.2	819.9	789.9	757.0	730.8	719.5	714.8
12.5°	1002.8	992.5	972.8	957.8	924.9	886.5	844.3	799.2	762.7	746.7	738.3
15°	1106.9	1101.3	1077.8	1047.8	1009.4	955.0	902.4	847.1	800.2	777.7	763.6
17.5°	1219.5	1211.1	1185.7	1149.1	1094.7	1030.0	969.0	897.7	843.3	814.2	798.3
20°	1330.2	1328.3	1290.8	1256.1	1192.3	1111.6	1032.8	957.8	889.3	855.5	834.9
22.5°	1454.0	1441.8	1409.0	1360.2	1284.2	1210.1	1117.2	1019.7	939.0	899.6	876.2
25°	1582.5	1581.6	1541.3	1481.2	1392.1	1298.3	1197.9	1090.0	998.1	950.3	919.3
27.5°	1742.0	1729.8	1678.2	1609.7	1506.5	1398.7	1282.3	1163.2	1054.4	997.2	959.6
30°	1881.8	1878.0	1819.9	1742.9	1627.6	1499.0	1373.3	1245.8	1121.0	1053.5	1012.2
32.5°	1995.3	1990.6	1940.9	1864.0	1740.1	1606.9	1462.5	1323.6	1187.6	1114.4	1060.0
35°	2090.0	2082.5	2030.9	1954.0	1847.1	1712.0	1558.1	1405.2	1260.8	1171.7	1120.1
37.5°	2127.6	2121.0	2078.8	2015.0	1916.5	1792.7	1644.4	1495.3	1333.9	1236.4	1178.2
40°	2113.5	2109.7	2079.7	2035.6	1960.6	1857.4	1727.0	1589.1	1416.5	1304.9	1235.4
42.5°	2046.9	2046.9	2028.1	2005.6	1968.1	1894.0	1800.2	1679.2	1496.2	1373.3	1289.9
45°	1953.1	1949.3	1942.7	1934.3	1928.7	1900.5	1848.0	1757.0	1584.4	1448.4	1355.5
47.5°	1828.3	1831.1	1826.4	1830.2	1853.6	1871.5	1868.6	1829.2	1674.5	1530.9	1420.2
50°	1632.2	1645.4	1660.4	1704.5	1752.3	1802.0	1848.0	1880.8	1780.5	1624.7	1495.3
52.5°	1389.3	1394.9	1435.3	1539.4	1641.6	1707.3	1794.5	1904.3	1874.3	1722.3	1583.5
55°	1090.0	1100.4	1161.3	1308.6	1490.6	1616.3	1718.6	1894.0	1970.0	1833.9	1686.7
57.5°	781.4	788.0	885.5	1037.5	1274.8	1485.9	1632.2	1852.7	2046.9	1960.6	1792.7
60°	555.3	567.5	630.4	778.6	1006.6	1305.8	1553.4	1792.7	2118.2	2084.4	1931.5
62.5°	409.9	416.5	460.6	568.5	756.1	1060.0	1451.2	1748.6	2165.1	2217.6	2070.3
65°	308.6	311.4	341.5	415.6	565.7	781.4	1289.9	1740.1	2191.3	2331.1	2193.2
67.5°	243.0	247.7	266.4	317.1	421.2	568.5	1050.6	1734.5	2182.0	2377.1	2257.9
70°	204.5	205.4	219.5	247.7	315.2	409.0	785.2	1650.1	2129.4	2296.4	2197.9
72.5°	177.3	177.3	183.9	206.4	253.3	309.6	534.7	1448.4	1996.2	2051.6	1989.7
75°	143.5	142.6	153.8	175.4	203.6	238.3	359.3	1096.6	1716.7	1688.5	1637.9
77.5°	124.8	123.8	133.2	152.0	167.9	190.4	245.8	712.0	1350.8	1266.4	1234.5
80°	106.9	104.1	111.6	129.5	137.9	148.2	169.8	414.6	882.7	830.2	791.7
82.5°	80.7	74.1	72.2	87.2	92.9	86.3	86.3	145.4	320.8	323.6	299.2
85°	6.6	7.5	9.4	11.3	15.9	17.8	18.8	31.0	47.8	46.0	46.9
87.5°	0.9	0.9	0.9	1.9	1.9	2.8	2.8	2.8	3.8	3.8	3.8
90°	0.0	0.0	0.0	0.0	0.0	0.0	0.0	0.0	0.0	0.0	0.0



REPORT NUMBER: P870642

CATALOG NUMBER: EMM2-HTN-SA1A-840-U-T2R

CANDELA DISTRIBUTION (continued):

	90°	95°	105°	115°	125°	135°	145°	155°	165°	175°	180°
0°	667.9	667.9	667.9	667.9	667.9	667.9	667.9	667.9	667.9	667.9	667.9
2.5°	670.7	668.8	667.0	667.0	667.0	665.1	664.2	664.2	663.2	660.4	659.5
5°	677.3	674.5	671.7	671.7	671.7	670.7	669.8	670.7	669.8	667.0	666.0
7.5°	690.4	686.7	682.9	682.9	684.8	683.9	683.9	684.8	683.9	681.0	680.1
10°	709.2	703.6	701.7	701.7	703.6	702.6	701.7	701.7	700.7	696.1	697.9
12.5°	729.8	724.2	722.3	723.3	722.3	720.4	721.4	718.6	717.6	710.1	709.2
15°	756.1	749.5	745.8	746.7	743.9	740.1	736.4	734.5	730.8	724.2	722.3
17.5°	786.1	775.8	771.1	771.1	765.5	758.0	752.3	746.7	741.1	733.6	731.7
20°	815.2	805.8	798.3	796.4	785.2	773.0	762.7	753.3	746.7	738.3	736.4
22.5°	851.8	838.6	828.3	819.9	803.0	783.3	767.3	754.2	744.8	735.4	732.6
25°	890.2	871.5	854.6	838.6	815.2	787.0	764.5	745.8	733.6	723.3	721.4
27.5°	928.7	904.3	879.9	854.6	818.9	782.4	750.5	727.9	712.0	698.9	697.0
30°	970.0	939.9	901.5	864.9	818.0	770.2	729.8	697.9	679.2	664.2	662.3
32.5°	1012.2	974.7	922.1	872.4	813.3	752.3	699.8	666.0	642.6	625.7	621.0
35°	1059.1	1013.1	940.9	875.2	800.2	726.1	667.9	625.7	598.5	581.6	577.9
37.5°	1106.9	1048.8	953.1	873.3	781.4	695.1	626.6	583.5	551.6	528.1	524.4
40°	1155.7	1081.6	960.6	864.0	755.1	656.7	588.2	535.6	489.7	468.1	457.8
42.5°	1200.7	1111.6	964.3	850.8	726.1	616.3	537.5	469.0	425.9	402.4	407.1
45°	1247.6	1139.8	965.3	834.9	687.6	564.7	473.7	409.9	366.8	349.0	347.1
47.5°	1288.0	1163.2	963.4	812.4	644.5	505.6	407.1	346.1	314.3	297.4	295.5
50°	1341.4	1189.5	960.6	786.1	588.2	438.1	345.2	295.5	266.4	253.3	252.3
52.5°	1394.9	1218.6	958.7	749.5	529.1	374.3	288.9	249.5	229.8	223.3	221.4
55°	1465.3	1254.2	959.6	707.3	461.5	308.6	244.8	217.6	207.3	204.5	204.5
57.5°	1545.9	1300.2	965.3	660.4	391.2	255.2	212.9	200.7	199.8	201.7	202.6
60°	1643.5	1361.1	976.5	611.6	326.4	215.8	194.2	193.2	196.1	202.6	204.5
62.5°	1753.3	1427.7	990.6	547.8	264.5	189.5	183.9	187.6	191.4	198.9	199.8
65°	1849.9	1502.8	999.0	486.9	221.4	174.5	177.3	179.2	188.6	198.9	198.9
67.5°	1908.0	1557.2	967.2	409.9	184.8	161.3	167.0	172.6	182.9	192.3	194.2
70°	1888.3	1539.4	858.3	318.0	156.7	149.2	155.7	164.2	174.5	185.7	191.4
72.5°	1751.4	1412.7	697.0	231.7	136.0	137.9	146.3	157.6	167.0	179.2	186.7
75°	1464.3	1179.2	502.8	167.0	119.1	126.6	139.8	149.2	155.7	158.5	159.5
77.5°	1111.6	866.8	342.4	124.8	103.2	113.5	127.6	137.9	139.8	141.6	143.5
80°	726.1	551.6	193.2	87.2	78.8	92.9	104.1	115.4	111.6	117.3	119.1
82.5°	306.7	241.1	88.2	43.2	36.6	39.4	42.2	37.5	34.7	34.7	30.0
85°	40.3	31.0	13.1	5.6	4.7	2.8	2.8	2.8	1.9	1.9	1.9
87.5°	3.8	3.8	2.8	2.8	1.9	1.9	0.9	1.9	0.9	0.9	0.9
90°	0.0	0.0	0.0	0.0	0.0	0.0	0.0	0.0	0.0	0.0	0.0

Cooper Lighting Solutions Photometric Lab
1121 Highway 74 South
Peachtree City, GA 30269



LM-79-2019: Approved Method: Electrical and Photometric Measurements of Solid-State Lighting Products

Report Prepared for

Cooper Lighting Solutions

Streetworks

Report Number: SP1-2407-157-8

Test Date: 09/05/2024

Luminaire Tested: MEM2-HTN-SA-40-840-U-5WQ

Data in this report applies to families of products including MEM2-HTN-SA-40-840-U-5WQ

Test Information

Test Method: LM-79-2019
 Report Number: SP1-2407-157-8
 Test Lab: COOPER LIGHTING SOLUTIONS
 Photometer: SP1 - 76IN SPHERE
 Measurement Geometry: 4π
 Issue Date: 09/05/2024
 Manufacturer: COOPER LIGHTING SOLUTIONS
 Product Line: Streetworks
 Catalog Number: **MEM2-HTN-SA-40-840-U-5WQ**
 Description: Epic Modern Light Square 40W 5WQ Optic

Spectral Parameters

CCT (K): 3996
 CIE u': 0.2245
 CIE v': 0.5031
 Duv: 0.0012
 CIE x: 0.3815
 CIE y: 0.3799
 CIE z: 0.2386
 Peak Wavelength (nm): 449
 Dominant Wavelength (nm): 578
 Purity: 28.49233
 Rf: 82.6
 Rg: 95.1

CRI (Ra):	80.6		
R1:	78.1	R9:	-5.8
R2:	87.1	R10:	70.3
R3:	94.5	R11:	78.7
R4:	79.7	R12:	60.5
R5:	78.7	R13:	80.2
R6:	82.7	R14:	97.2
R7:	84.3	R15:	70.6
R8:	59.5		



Test Conditions

Stabilization Time: 29M
 Operation Time: 1H 29M
 Sphere Temperature (°C): 24.3

REPORT NUMBER: SP1-2407-157-8

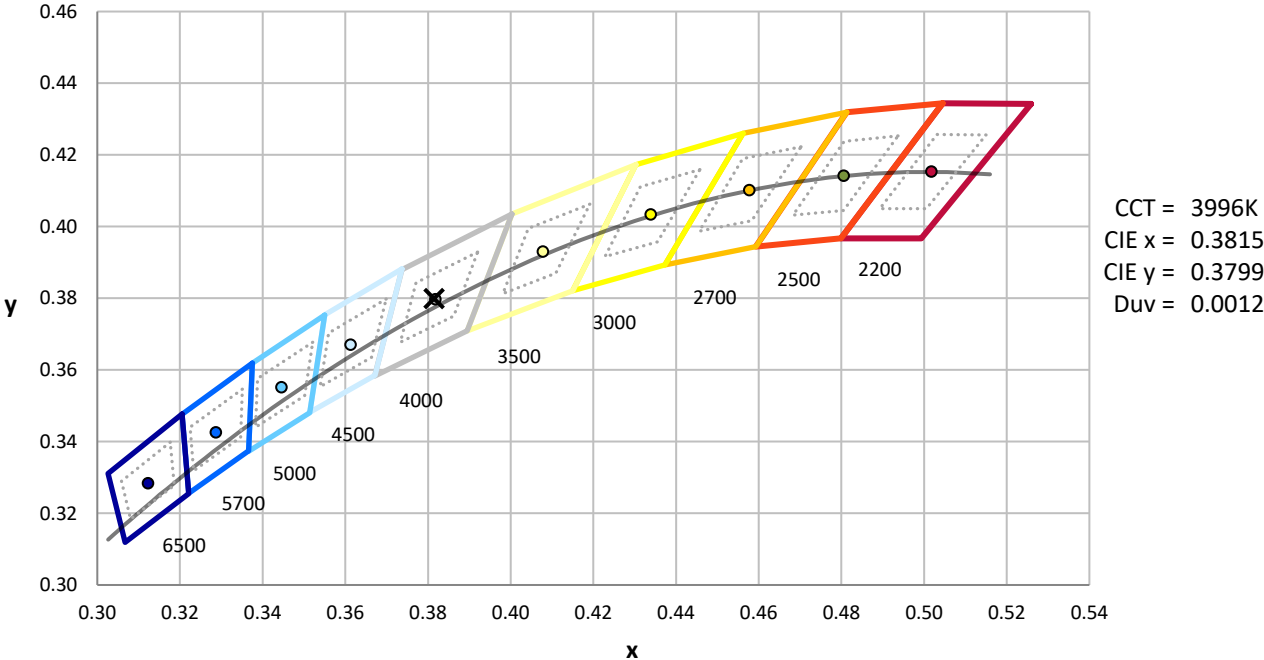
Measurement and Test Equipment			
Instrument	Identification Number	Calibration Date	Calibration Due Date
Photometer	IN0058	6/18/2024	12/18/2024
Power Meter	INXT2011004	2/8/2024	2/8/2025
AC Power Source	IN0063	10/24/2023	10/24/2024
DC Power Source	IN0208	10/24/2023	10/24/2024
Sphere Thermometer	IN0085	10/24/2023	10/24/2024
Room Thermometer	IN0046	10/24/2023	10/24/2024

REPORT NUMBER: SP1-2407-157-8

CIE 1931 Chromaticity Diagram



CIE 1931 Chromaticity Diagram with 2017 ANSI 7-Step and 4-Step Quadrangles



Point lies inside the ANSI 4000K 4-step quadrangle

REPORT NUMBER: SP1-2407-157-8

Photopic Flux vs. Wavelength



Photopic Lumens: NR

λ (nm)	Power W [^] /nm	Lumens (φ/nm)	λ (nm)	Power W [^] /nm	Lumens (φ/nm)	λ (nm)	Power W [^] /nm	Lumens (φ/nm)	λ (nm)	Power W [^] /nm	Lumens (φ/nm)	λ (nm)	Power W [^] /nm	Lumens (φ/nm)
360	0	NR	490	289	NR	620	725	NR	750	17	NR	880	0	NR
365	0	NR	495	351	NR	625	673	NR	755	15	NR	885	0	NR
370	0	NR	500	414	NR	630	619	NR	760	13	NR	890	0	NR
375	0	NR	505	470	NR	635	562	NR	765	11	NR	895	0	NR
380	0	NR	510	513	NR	640	506	NR	770	9	NR	900	0	NR
385	0	NR	515	546	NR	645	452	NR	775	8	NR	905	0	NR
390	0	NR	520	571	NR	650	400	NR	780	7	NR	910	0	NR
395	1	NR	525	592	NR	655	352	NR	785	6	NR	915	0	NR
400	3	NR	530	606	NR	660	307	NR	790	5	NR	920	0	NR
405	6	NR	535	624	NR	665	267	NR	795	4	NR	925	0	NR
410	12	NR	540	642	NR	670	231	NR	800	4	NR	930	0	NR
415	22	NR	545	663	NR	675	199	NR	805	3	NR	935	0	NR
420	44	NR	550	686	NR	680	171	NR	810	3	NR	940	0	NR
425	83	NR	555	713	NR	685	146	NR	815	2	NR	945	0	NR
430	150	NR	560	745	NR	690	125	NR	820	2	NR	950	0	NR
435	267	NR	565	774	NR	695	106	NR	825	2	NR	955	0	NR
440	466	NR	570	806	NR	700	90	NR	830	1	NR	960	0	NR
445	804	NR	575	835	NR	705	76	NR	835	1	NR	965	0	NR
450	1000	NR	580	858	NR	710	65	NR	840	1	NR	970	0	NR
455	715	NR	585	875	NR	715	55	NR	845	1	NR	975	0	NR
460	492	NR	590	884	NR	720	47	NR	850	1	NR	980	0	NR
465	402	NR	595	880	NR	725	40	NR	855	1	NR	985	0	NR
470	288	NR	600	868	NR	730	34	NR	860	1	NR	990	0	NR
475	226	NR	605	844	NR	735	28	NR	865	1	NR	995	0	NR
480	227	NR	610	814	NR	740	24	NR	870	0	NR	1000	0	NR
485	248	NR	615	771	NR	745	20	NR	875	0	NR			

REPORT NUMBER: SP1-2407-157-8

Scotopic Flux vs. Wavelength



Scotopic Lumens: NR

S/P: 1.66

λ (nm)	Power W [^] /nm	Lumens (φ/nm)	λ (nm)	Power W [^] /nm	Lumens (φ/nm)	λ (nm)	Power W [^] /nm	Lumens (φ/nm)	λ (nm)	Power W [^] /nm	Lumens (φ/nm)	λ (nm)	Power W [^] /nm	Lumens (φ/nm)
360	0	NR	490	289	NR	620	725	NR	750	17	NR	880	0	NR
365	0	NR	495	351	NR	625	673	NR	755	15	NR	885	0	NR
370	0	NR	500	414	NR	630	619	NR	760	13	NR	890	0	NR
375	0	NR	505	470	NR	635	562	NR	765	11	NR	895	0	NR
380	0	NR	510	513	NR	640	506	NR	770	9	NR	900	0	NR
385	0	NR	515	546	NR	645	452	NR	775	8	NR	905	0	NR
390	0	NR	520	571	NR	650	400	NR	780	7	NR	910	0	NR
395	1	NR	525	592	NR	655	352	NR	785	6	NR	915	0	NR
400	3	NR	530	606	NR	660	307	NR	790	5	NR	920	0	NR
405	6	NR	535	624	NR	665	267	NR	795	4	NR	925	0	NR
410	12	NR	540	642	NR	670	231	NR	800	4	NR	930	0	NR
415	22	NR	545	663	NR	675	199	NR	805	3	NR	935	0	NR
420	44	NR	550	686	NR	680	171	NR	810	3	NR	940	0	NR
425	83	NR	555	713	NR	685	146	NR	815	2	NR	945	0	NR
430	150	NR	560	745	NR	690	125	NR	820	2	NR	950	0	NR
435	267	NR	565	774	NR	695	106	NR	825	2	NR	955	0	NR
440	466	NR	570	806	NR	700	90	NR	830	1	NR	960	0	NR
445	804	NR	575	835	NR	705	76	NR	835	1	NR	965	0	NR
450	1000	NR	580	858	NR	710	65	NR	840	1	NR	970	0	NR
455	715	NR	585	875	NR	715	55	NR	845	1	NR	975	0	NR
460	492	NR	590	884	NR	720	47	NR	850	1	NR	980	0	NR
465	402	NR	595	880	NR	725	40	NR	855	1	NR	985	0	NR
470	288	NR	600	868	NR	730	34	NR	860	1	NR	990	0	NR
475	226	NR	605	844	NR	735	28	NR	865	1	NR	995	0	NR
480	227	NR	610	814	NR	740	24	NR	870	0	NR	1000	0	NR
485	248	NR	615	771	NR	745	20	NR	875	0	NR			

REPORT NUMBER: SP1-2407-157-8

Melanopic Flux vs. Wavelength



Melanopic Lumens: NR

M/P: 3.37

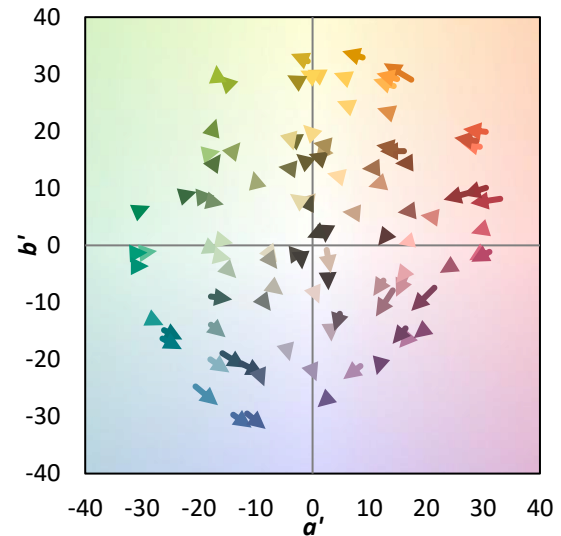
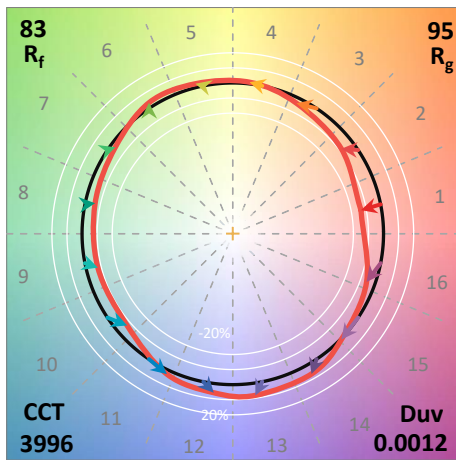
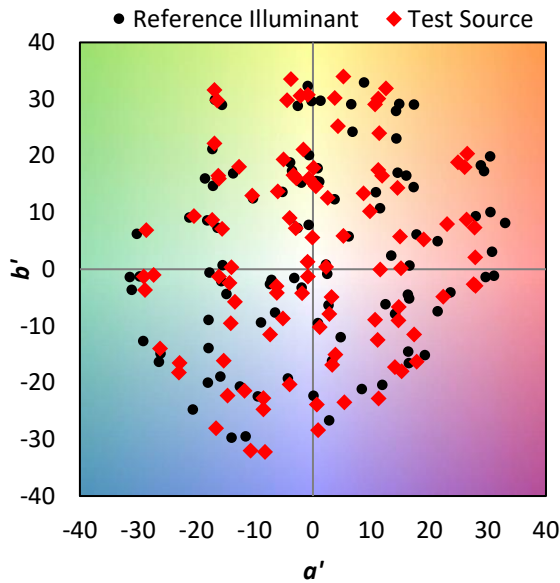
λ (nm)	Power W [^] /nm	Lumens (φ/nm)	λ (nm)	Power W [^] /nm	Lumens (φ/nm)	λ (nm)	Power W [^] /nm	Lumens (φ/nm)	λ (nm)	Power W [^] /nm	Lumens (φ/nm)	λ (nm)	Power W [^] /nm	Lumens (φ/nm)
360	0	NR	490	289	NR	620	725	NR	750	17	NR	880	0	NR
365	0	NR	495	351	NR	625	673	NR	755	15	NR	885	0	NR
370	0	NR	500	414	NR	630	619	NR	760	13	NR	890	0	NR
375	0	NR	505	470	NR	635	562	NR	765	11	NR	895	0	NR
380	0	NR	510	513	NR	640	506	NR	770	9	NR	900	0	NR
385	0	NR	515	546	NR	645	452	NR	775	8	NR	905	0	NR
390	0	NR	520	571	NR	650	400	NR	780	7	NR	910	0	NR
395	1	NR	525	592	NR	655	352	NR	785	6	NR	915	0	NR
400	3	NR	530	606	NR	660	307	NR	790	5	NR	920	0	NR
405	6	NR	535	624	NR	665	267	NR	795	4	NR	925	0	NR
410	12	NR	540	642	NR	670	231	NR	800	4	NR	930	0	NR
415	22	NR	545	663	NR	675	199	NR	805	3	NR	935	0	NR
420	44	NR	550	686	NR	680	171	NR	810	3	NR	940	0	NR
425	83	NR	555	713	NR	685	146	NR	815	2	NR	945	0	NR
430	150	NR	560	745	NR	690	125	NR	820	2	NR	950	0	NR
435	267	NR	565	774	NR	695	106	NR	825	2	NR	955	0	NR
440	466	NR	570	806	NR	700	90	NR	830	1	NR	960	0	NR
445	804	NR	575	835	NR	705	76	NR	835	1	NR	965	0	NR
450	1000	NR	580	858	NR	710	65	NR	840	1	NR	970	0	NR
455	715	NR	585	875	NR	715	55	NR	845	1	NR	975	0	NR
460	492	NR	590	884	NR	720	47	NR	850	1	NR	980	0	NR
465	402	NR	595	880	NR	725	40	NR	855	1	NR	985	0	NR
470	288	NR	600	868	NR	730	34	NR	860	1	NR	990	0	NR
475	226	NR	605	844	NR	735	28	NR	865	1	NR	995	0	NR
480	227	NR	610	814	NR	740	24	NR	870	0	NR	1000	0	NR
485	248	NR	615	771	NR	745	20	NR	875	0	NR			

Summary

$R_f = 82.6$
 $R_g = 95.1$
 CIE $R_a = 80.6$
 $R_9 = -5.8$



Color Vector Graphics



Individual Sample Fidelity Index ($R_{f,i}$)

CES01 = 85	CES26 = 79	CES51 = 94	CES76 = 72
CES02 = 61	CES27 = 93	CES52 = 94	CES77 = 82
CES03 = 31	CES28 = 90	CES53 = 88	CES78 = 71
CES04 = 69	CES29 = 83	CES54 = 89	CES79 = 91
CES05 = 48	CES30 = 95	CES55 = 88	CES80 = 88
CES06 = 50	CES31 = 86	CES56 = 84	CES81 = 80
CES07 = 40	CES32 = 78	CES57 = 84	CES82 = 95
CES08 = 39	CES33 = 90	CES58 = 84	CES83 = 95
CES09 = 29	CES34 = 85	CES59 = 90	CES84 = 90
CES10 = 74	CES35 = 92	CES60 = 91	CES85 = 78
CES11 = 57	CES36 = 85	CES61 = 87	CES86 = 73
CES12 = 63	CES37 = 91	CES62 = 87	CES87 = 83
CES13 = 42	CES38 = 95	CES63 = 84	CES88 = 86
CES14 = 74	CES39 = 98	CES64 = 78	CES89 = 76
CES15 = 71	CES40 = 94	CES65 = 75	CES90 = 87
CES16 = 46	CES41 = 98	CES66 = 75	CES91 = 72
CES17 = 49	CES42 = 92	CES67 = 73	CES92 = 62
CES18 = 56	CES43 = 88	CES68 = 77	CES93 = 78
CES19 = 71	CES44 = 99	CES69 = 82	CES94 = 60
CES20 = 65	CES45 = 93	CES70 = 72	CES95 = 70
CES21 = 86	CES46 = 90	CES71 = 67	CES96 = 82
CES22 = 78	CES47 = 95	CES72 = 89	CES97 = 90
CES23 = 91	CES48 = 84	CES73 = 65	CES98 = 84
CES24 = 90	CES49 = 89	CES74 = 93	CES99 = 73
CES25 = 71	CES50 = 94	CES75 = 69	



Color Rendition by Hue-Angle Bin



Measure Comparisons



(END OF REPORT)